

# BM14K

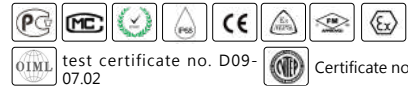
## FEATURES

- Stainless steel IP68 compression load cell
- Hermetically sealed
- Suitable for hopper scales and vehicle testing facilities
- Built in surge arrestors



## AVAILABLE MODELS

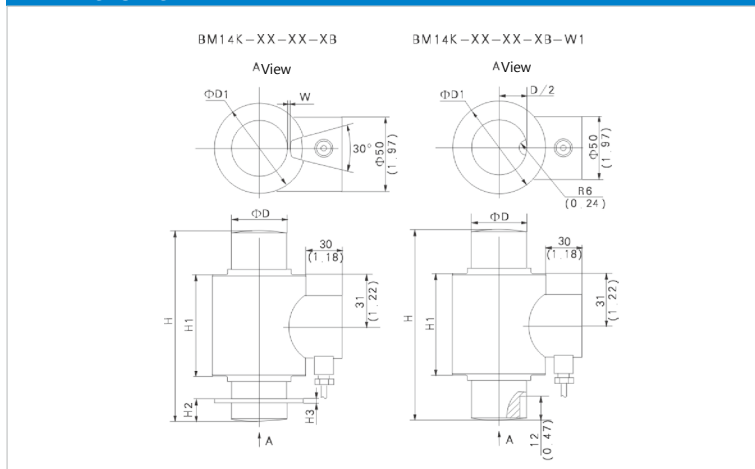
xxt	C3/A5M/B10M	BM14K-xx-xxt-xB6
10t-100t approved by PTB C3. NTEP A5M/B10M Certificate (10t-100t)		



## SPECIFICATION

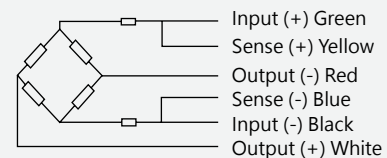
Maximum capacity ( $E_{max}$ )	t	10/15/20/30/40/50/60/100			
Accuracy class		C3	C4	B10M	A5M
Approvals		OIML R60 C3			
Maximum number of load cell intervals (nLC)		3000	4000	III10000 Multiple	III5000 Multiple
Ratio of minimum LC verification interval $Y = E_{max} / V_{min}$		10000	14000	10000	15000
Combined error	%FS	±0.020	±0.018	±0.05	±0.026
Creep	%FS/30min	±0.016	±0.012	±0.04	±0.017
Temperature effect on sensitivity	%FS/10°C	±0.011	±0.009	±0.04	±0.013
Temperature effect on zero	%FS/10°C	±0.015	±0.010	±0.02	±0.014
Output sensitivity (=FS)	mV/V	2.0±0.002			
Input resistance	Ω	700±7			
Output resistance	Ω	703±4			
Insulation resistance	MΩ	≥ 5000(50VDC)			
Zero balance	%FS	±1.0			
Compensated temperature	°C	-10~+40			
Operating temperature	°C	-35~+70			
Excitation, recommended voltage	V	5~12(DC)			
Excitation maximum	V	18(DC)			
Safe overload	%FS	150			
Ultimate overload	%FS	300			
ATEX classification (optional)		II1G Ex ia II1C T4	II1D Ex iaD20 T73°C	II3G Ex nL II C T4	

## DIMENSIONS IN MM



Dimension Capacity	H	H1	ΦD	ΦD1
10t,15t	130(5.12)	80(3.46)	44(1.73)	74(2.91)
20t-40t	150(5.91)	92(3.62)	44(1.73)	74(2.91)
50t,60t	210(8.27)	92(3.62)	44(1.73)	74(2.91)
100t	260(10.24)	121(4.76)	64(2.52)	93(3.66)

## WIRING



- Shielded, 6 conductor cable.
- Cable diameter: Φ5.6mm
- Standard cable length for 10t - 30t: 12m, for 30t: 18m and for 40t - 100t: 20m.
- Shield is not connected to element.

### Note:

- BM14K-XX-XX-XB type is not suitable for the following countries: UK, France, Germany, Italy, The Netherlands.
- Users can choose different structures of BM14K products, or contact with ZEMIC sales representatives for further products information.